

Inglés sin Barreras

El Video-Maestro de Inglés Conversacional

6 El Vecindario

– Cuaderno de ejercicios

El Vecindario

Índice

Lección Uno

Vocabulario.....	5
Clase	7
Diálogo	10
Examen	11
Respuestas	12

Lección Dos

Vocabulario.....	17
Clase	20
Diálogo	22
Examen	23
Respuestas	24

Lección Tres

Vocabulario.....	29
Clase	32
Diálogo	34
Examen	35
Respuestas	37

Lección Cuatro

Vocabulario.....	41
Clase	44
Diálogo	46
Examen	47
Respuestas	48

Aprendamos Viajando.....	53
Examen Final	61

No se olvide de estudiar las lecciones en el manual antes de hacer los ejercicios de este cuaderno.

Examen Inicial

Antes de comenzar el estudio de este volumen, dedique unos minutos a contestar a las 15 preguntas del examen siguiente. Llene el círculo correspondiente a la respuesta correcta.

1. *The movie starts at 8:00.*
You _____ be on time.
☐ a) has
☐ b) don't
☐ c) have to
☐ d) didn't have to
☐ e) has to
2. *They _____ wear coats*
because it was raining.
☐ a) will
☐ b) had to
☐ c) hadn't
☐ d) does not
☐ e) has
3. *I have to buy some bread at the ____.*
☐ a) laundry
☐ b) library
☐ c) 1234 Fourth Drive
☐ d) supermarket
☐ e) Palm Avenue
4. *She is very sick. Let's go to the ____.*
☐ a) convenience store
☐ b) hospital
☐ c) office
☐ d) post office
☐ e) police station
5. *Don't cross the street. The bank is ____.*
☐ a) far from
☐ b) between
☐ c) next to
☐ d) across
☐ e) on the left
6. *Is the library _____ the school?*
☐ a) next of
☐ b) between
☐ c) close at
☐ d) from
☐ e) far from
7. *The recreation _____ is close to my house.*
☐ a) station
☐ b) parks
☐ c) mall
☐ d) center
☐ e) buildings
8. *They _____ be here at 6:00.*
Marie has to work.
☐ a) do
☐ b) weren't
☐ c) won't
☐ d) wasn't
☐ e) haven't
9. *You're going to cross the street.*

☐ a) Look both ways.
☐ b) Don't talk.
☐ c) Be quiet.
☐ d) Look up.
☐ e) Please don't smoke.
10. *Who called you?*


☐ a) Did she?
☐ b) Who?
☐ c) Kathy will.
☐ d) Angela did.
☐ e) I didn't know.
11. _____ we get there? *By train.*
☐ a) How are
☐ b) How is
☐ c) Who will
☐ d) How will
☐ e) Where will
12. *It's cold in here.* _____
☐ a) Let's open the door.
☐ b) Let's study hard.
☐ c) Let's close the window.
☐ d) Let's go shopping.
☐ e) Let's go for a walk.
13. _____ I'm lost.
☐ a) Pardon her?
☐ b) Excuse me.
☐ c) I can help.
☐ d) Of course.
☐ e) No problem.
14. *Next year _____ study English.*
☐ a) they are going
☐ b) I am
☐ c) he will
☐ d) isn't going to
☐ e) she had to
15. *We _____ visit Disneyland _____ October.*
☐ a) will, on
☐ b) need to, for
☐ c) are going to, in
☐ d) aren't going to, at
☐ e) won't, for

Cuando haya estudiado todas las lecciones de este volumen, haga el mismo examen de nuevo. Lo encontrará al final de este cuaderno, en la página titulada "Examen Final".

Compare los resultados obtenidos en este examen con los del examen final. Así comprobará lo que ha aprendido y podrá medir su progreso.

Cuando haya terminado este examen, empiece a estudiar la Lección Uno.

Lección



Vocabulario

1

Encontrará las respuestas en la página 12.

A. Escriba los nombres de los edificios representados en los dibujos.



Ejemplo:

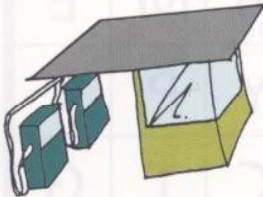
bank



1. _____



2. _____



3. _____



4. _____



5. _____



6. _____




7. _____



8. _____

9. _____



10. _____

1

Vocabulario

B. Sopa de letras

Encuentre las palabras de la lista siguiente en el cuadro de abajo. Tenga en cuenta que las palabras se leen de izquierda a derecha y de arriba abajo.

avenue, boulevard, choice, close by, drive, empty, far from,
favorite, neighbor, ~~place~~, road, street, which

O	U	F	A	V	O	R	I	T	E	N
P	L	A	C	E	M	B	E	H	M	E
S	T	R	E	E	T	L	A	Y	P	I
E	M	F	C	U	M	A	V	C	T	G
C	F	R	C	L	O	S	E	B	Y	H
E	C	O	U	I	D	G	N	R	E	B
B	J	M	S	T	R	H	U	O	T	O
U	L	C	H	O	I	C	E	A	E	R
B	O	U	L	E	V	A	R	D	L	E
W	H	I	C	H	E	Y	T	L	Y	S

Encontrará las respuestas en la página 13.

C. Escriba oraciones usando las palabras entre paréntesis y el verbo "(to) live". Reemplace las palabras abreviadas por palabras completas.

Ejemplo: (6767 Ash Blvd.; they)

1. (Seattle, I)

2. (California, she)

3. (Water St., Tom)

4. (the suburbs, my grandmother)

5. (that street, Mr. Thomas)

6. (212 4th Dr., his daughter)

D. Relacione cada motivo o razón con una oración de la lista siguiente.

She has to take the bus.
 She had to stay home.
She had to walk to school.
 She has to be quiet.
 She has to bake a cake.

She has to ask for directions.
 She has to find a new apartment.
 She didn't have to study hard.
 She has to call tomorrow.

Ejemplo: The bus was not working.

She had to walk to school.

1. Her car is not working.

2. She was sick all day last Friday.

3. Her brother is studying.

4. No one answered the phone.


Usa los espacios en blanco con las palabras correctas.

5. She wants to move.

6. The birthday party is tomorrow.

7. Her English class was very easy.

8. She is lost.



1

Diálogo

Encontrará las respuestas en la página 13.

Llene los espacios en blanco.

Ann Let's meet _____ 7:15.

Julio Which day?

Ann _____ Saturday.

Julio OK. Where?

Ann _____ the movie theater.

Julio Where is the theater?

Ann It's _____ Anderson Avenue.

Julio What's the number?

Ann It's _____ 43901 Anderson Avenue.

Julio Is that _____ the city?

Ann Yes, it's close to the library.

Julio Is it far _____ the gas station?

Ann No, they're _____ the same street.
Close to the drugstore.

Julio Great. See you Saturday!

Encontrará las respuestas en la página 14.

Llene los espacios en blanco con "has", "have to" o "had to".

Ejemplo: I can't go to a movie tonight. I have to cook dinner.

1. Tom's asleep in class again.
He _____ get more sleep at night.
2. Ramón and Alexi did not pass the first exam.
They _____ study more.
3. When I was a child, I _____ walk to school every day.
4. Maribel can't have lunch with John.
She _____ go to a meeting at noon.
5. The train is always on time.
You _____ be at the station at 8:00 AM.
6. My mother didn't watch TV last night.
She _____ help my sister with her homework.
7. They didn't visit us because they _____ go home early.
8. You can't go to the mall. You _____ study this afternoon.

1

Respuestas

Vocabulario

- A.**
1. bookstore
 2. school
 3. supermarket
 4. gas station
 5. laundry *or* laundromat
 6. restaurant
 7. library
 8. drugstore
 9. department store
 10. office building

B.

O	U	F	A	V	O	R	I	T	E	N
P	L	A	C	E	M	B	E	H	M	E
S	T	R	E	E	T	L	A	Y	P	I
E	M	F	C	U	M	A	V	C	T	G
C	F	R	C	L	O	S	E	B	Y	H
E	C	O	U	I	D	G	N	R	E	B
B	J	M	S	T	R	H	U	O	T	O
U	L	C	H	O	I	C	E	A	E	R
B	O	U	L	E	V	A	R	D	L	E
W	H	I	C	H	E	Y	T	L	Y	S

Clase

- C.**
1. I live in Seattle.
 2. She lives in California.
 3. Tom lives on Water Street.
 4. My grandmother lives in the suburbs.
 5. Mr. Thomas lives on that street.
 6. His daughter lives at 212 4th Drive.
- D.**
1. She has to take the bus.
 2. She had to stay home.
 3. She has to be quiet.
 4. She has to call tomorrow.
 5. She has to find a new apartment.
 6. She has to bake a cake.
 7. She didn't have to study hard.
 8. She has to ask for directions.

Diálogo

- Ann Let's meet at 7:15.
- Julio Which day?
- Ann On Saturday.
- Julio OK. Where?
- Ann At the movie theater.
- Julio Where is the theater?
- Ann It's on Anderson Avenue.
- Julio What's the number?
- Ann It's at 43901 Anderson Avenue.
- Julio Is that in the city?
- Ann Yes, it's close to the library.
- Julio Is it far from the gas station?
- Ann No, they're on the same street. Close to the drugstore.
- Julio Great. See you Saturday!

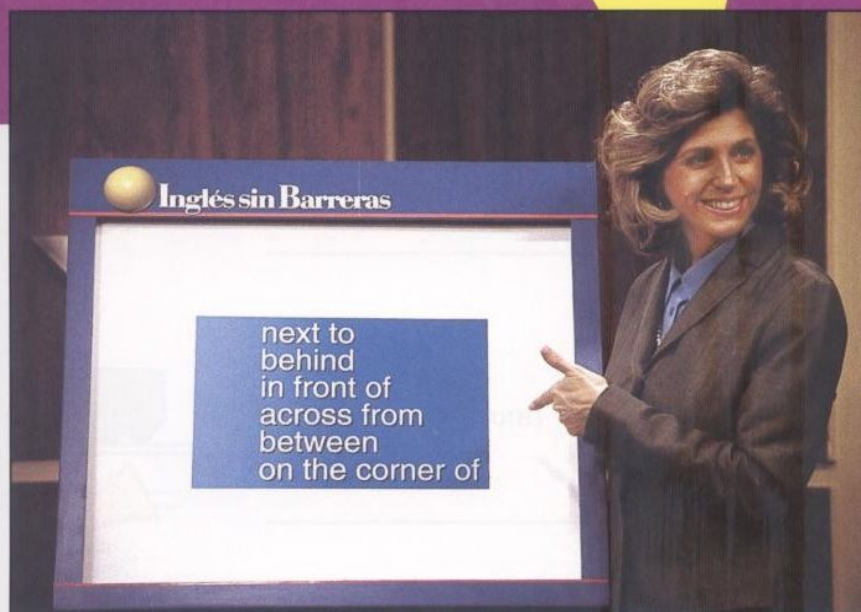


Respuestas

Examen

1. has to
2. have to
3. had to
4. has to
5. have to
6. had to
7. had to
8. have to

Lección



Vocabulario

2

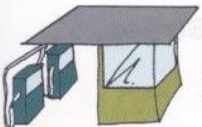
Encontrará las respuestas en la página 24.

A. Escriba oraciones que describan la ubicación de la flecha.
Use una de las palabras entre paréntesis.

Ejemplo: (behind/near) It's behind the bank.



1. (far from/beside)



2. (far from/in front of)



3. (in front of/next to)




4. (beside/between)



5. (next to/across from)










6. (near/far from)



2

Vocabulario

B. Las oraciones indican la ubicación de los edificios en el mapa. Escriba las preguntas correspondientes a dichas oraciones.

	Pine	Ash	Maple	Oak	
a					4th Street
			b		
				c	5th Street
d		e		f	
g			h		6th Street
			i		

a. hospital d. bank g. subway station
 b. park e. church h. post office
 c. Chinese restaurant f. police station i. department store

Ejemplo: *Where is the hospital?*
 It's on 4th Street.

1. _____
 It's behind the department store.
2. _____
 It's on 6th Street, next to the department store.

3. _____
It's on the corner of 5th Street and Oak.

4. _____
It's behind the Chinese restaurant.

5. _____
It's on the corner of 4th Street and Pine.

6. _____
It's in front of the bank.

7. _____
It's on Pine, across from the bank.

8. _____
It's on 5th Street, between Maple and Oak.

2

Clase

Encontrará las respuestas en la página 24.


- C. Escriba las oraciones en tiempo futuro usando la palabra "will" y las palabras entre paréntesis. Luego escriba la oración negativa correspondiente usando "will not" o "won't". Después, escriba la pregunta correspondiente.

Ejemplo: He is here. (this evening)

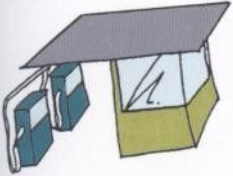
He will be here this evening.
He won't be here this evening.
Will he be here this evening?

1. They drive to the supermarket. (tomorrow)

2. We talk at the bank. (on Saturday)



3. Greg meets her next to the gas station. (at 4:30)



4. Mr. Wilson is in the French restaurant. (at noon)

5. They know the answers. (after the test)

6. Maritza goes to the restaurant. (before she goes home)



2

Diálogo

Encontrará las respuestas en la página 25.

Llene los espacios en blanco con "don't" o "won't".

Alyssa Do you understand men?

Marie No, I _____. Not at all.

Ken Come on! Class starts in five minutes.

Rebecca _____ worry. We _____ be late.

Melanie It's a secret. _____ tell anyone.

Kara I _____. I promise.

John Can you help me?

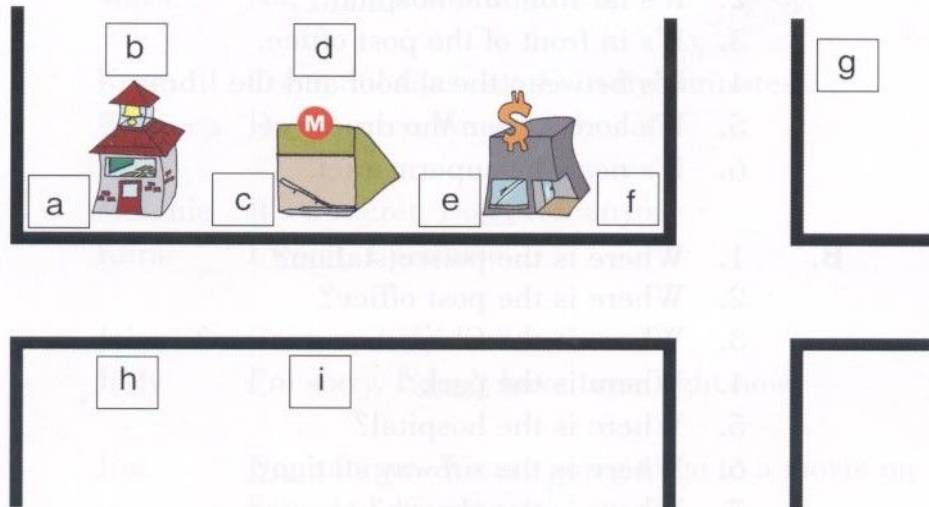
Judy I'm sorry. I _____ have time right now.

Jim _____ forget. We are going to go to a movie on Saturday afternoon.

Alexis I _____. I can't wait!

Encontrará las respuestas en la página 25.

Las letras escritas en el mapa indican la ubicación de un edificio o lugar. Escriba cada letra delante de la oración correspondiente.



Ejemplo: d The recreation center is near the subway station.

1. _____ The museum is on the corner, next to the school.
2. _____ The park is behind the school.
3. _____ The convenience store is across from the school.
4. _____ The fire station is between the school and the subway station.
5. _____ The movie theater is across from the subway station.
6. _____ The office building is between the bank and the subway station.
7. _____ The mall is far from the school.
8. _____ The police station is on the corner, beside the bank.

2

Respuestas

Vocabulario

- A.**
1. It's beside the gas station.
 2. It's far from the hospital.
 3. It's in front of the post office.
 4. It's between the school and the library.
 5. It's across from the drugstore.
 6. It's near the supermarket.
- B.**
1. Where is the police station?
 2. Where is the post office?
 3. Where is the Chinese restaurant?
 4. Where is the park?
 5. Where is the hospital?
 6. Where is the subway station?
 7. Where is the church?
 8. Where is the Chinese restaurant?

Clase

- C.**
1. They will drive to the supermarket tomorrow.
Will they drive to the supermarket tomorrow?
They won't drive to the supermarket tomorrow.
 2. We will talk at the bank on Saturday.
Will we talk at the bank on Saturday?
We won't talk at the bank on Saturday.
 3. Greg will meet her next to the gas station at 4:30.
Will Greg meet her next to the gas station at 4:30?
Greg won't meet her next to the gas station at 4:30.
 4. Mr. Wilson will be in the French restaurant at noon.
Will Mr. Wilson be in the French restaurant at noon?
Mr. Wilson won't be in the French restaurant at noon.
 5. They will know the answers after the test.
Will they know the answers after the test?
They won't know the answers after the test.
 6. Maritza will go to the restaurant before she goes home.
Will Maritza go to the restaurant before she goes home?
Maritza won't go to the restaurant before she goes home.


Diálogo

- Alyssa Do you understand men?
 Marie No, I don't. Not at all.
- Ken Come on! Class starts in five minutes.
 Rebecca Don't worry. We won't be late.
- Melanie It's a secret. Don't tell anyone.
 Kara I won't. I promise.
- John Can you help me?
 Judy I'm sorry. I don't have time right now.
- Jim Don't forget. We are going to go to a movie on Saturday afternoon.
 Alexis I won't. I can't wait!

Examen

1. a
2. b
3. h
4. c
5. i
6. e
7. g
8. f

Lección



Vocabulario

3

Encontrará las respuestas en la página 37.

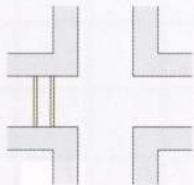
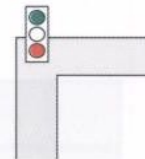
A. Escriba las palabras que describen los dibujos.
Estas palabras se incluyen en la lista siguiente.

turn left
corner
stop sign

crosswalk
sidewalks
turn right


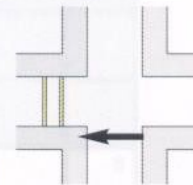
go straight
north
~~stop light~~

Ejemplo: *stop light*



1. _____

2. _____



3. _____

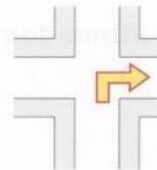
4. _____




5. _____



6. _____



7. _____







Vocabulario

B. Resuelva el crucigrama.


Primero complete las oraciones. Después, escriba las palabras que completan las oraciones en el cuadro, empezando por la casilla que lleva el número correspondiente.



Horizontales

1. The opposite of right is _____.
5. He gave me _____ to the bank.
8. 
9. Don't go west. Go _____.
10. Don't turn. Go _____.
11. The traffic _____ is green.
12. I had to _____ directions to the department store.

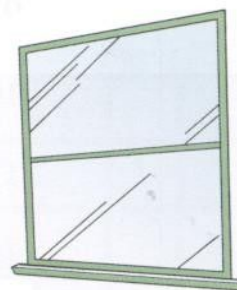
Verticales

2. The opposite of west is _____.
3. 
4. The opposite of north is _____.
6. Walk on the _____, not in the street.
7. Go _____, not south.

Encontrará las respuestas en la página 38.

C. A cada oración le corresponde una de las sugerencias siguientes. Delante de cada oración, escriba la letra de la sugerencia correspondiente.

- a. Let's open the window.
- b. Let's study hard tonight.
- c. Let's go shopping.
- d. Let's hurry.
- e. Let's go to a movie.
- f. Let's take the bus.
- g. Let's go to a restaurant.
- h. Let's go for a walk.



Ejemplo: a It's hot in here.



- 1. I'm too tired to cook.
- 2. I'm bored.
- 3. It's too far to walk.
- 4. We have a big test tomorrow.
- 5. We're going to be late!
- 6. It's nice outside.
- 7. The refrigerator is empty.

D. Delante de cada oración, escriba la letra del motivo correspondiente.

- a. The baby is sleeping.
- b. The light is red.
- c. You're in a library.
- d. It's time to do your homework.
- e. This is a non-smoking restaurant.
- f. There's a helicopter.
- g. You're going to cross the street.
- h. Dinner is ready.

Ejemplo: a Please be quiet.

- 1. _____ Look up!
- 2. _____ Don't talk so loud.
- 3. _____ Turn off the TV.
- 4. _____ Come to the table.
- 5. _____ Stop!
- 6. _____ Don't smoke.
- 7. _____ Look both ways.





Diálogo

Encontrará las respuestas en la página 38.

Llene los espacios en blanco.

Go east _____ Main Street until Bolero Drive.

_____ the corner _____ Main Street and Bolero Drive, turn left.

Walk three blocks and you'll see the post _____.

Cross Bolero _____.

Stop _____ the gas station and the Italian _____.

Genoa _____ the name of the restaurant.

There's _____ sidewalk between the gas station _____ the restaurant.

_____ left on the sidewalk. Behind the gas station is a _____ lot.

My car is parked there.

Encontrará las respuestas en la página 38.

Lea la carta y luego complete las preguntas.

Dear Cecilia,

We are excited about our trip to Washington, D.C. I have a schedule for our trip.

We'll arrive at the airport at 6:00 PM. We'll take a taxi to your apartment.

Please don't make dinner. We'll eat pizza!

On the first day, we will visit the Capitol and the Washington Memorial. We'll have a picnic near the Mall.

The next day, we're going to see the Air and Space Museum. The children are very excited because they love airplanes and rockets. That night we'll all have dinner at Jalisco's Mexican Restaurant.

We'll see you next Friday!

Love, Cristina

Ejemplo: Who wrote the letter?
Cristina did.

1. Who _____
Cristina and her family are going to Washington, D.C.
2. What time _____
At 6:00 PM.
3. How _____
They'll take a taxi.
4. When _____
On the first day.

3

Examen

5. Where _____

They'll have a picnic near the Mall.

6. What _____

The Air and Space Museum.

7. Why _____

Because the children love airplanes and rockets.

8. When _____

Next Friday.



Vocabulario

- A.**
1. crosswalk
 2. corner
 3. sidewalks
 4. turn left
 5. stop sign
 6. turn right
 7. go straight

B.

						¹ L	² E	F	T						
							A								
				³ C			S		⁴ S						
		⁵ D	I	R	E	C	T	I	O	N	⁶ S			⁷ N	
				O					U		I			O	
⁸ S	T	O	P	S	I	G	N		T		D			R	
				S					H		⁹ E	A	S	T	
				W							W			H	
	¹⁰ S	T	R	A	I	G	H	T			A				
				L							¹¹ L	I	G	H	T
		¹² A	S	K	F	O	R				K				



Respuestas

Clase

C.

1. g
2. e
3. f
4. b
5. d
6. h
7. c

D.

1. f
2. c
3. d
4. h
5. b
6. e
7. g

Diálogo

Go east on Main Street until Bolero Drive.

At the corner of Main Street and Bolero Drive, turn left.

Walk three blocks and you'll see the post office.

Cross Bolero Drive.

Stop between the gas station and the Italian restaurant.

Genoa is the name of the restaurant.

There's a sidewalk between the gas station and the restaurant.

Turn left on the sidewalk. Behind the gas station is a parking lot.


My car is parked there.

Examen

Sample questions only.

1. Who is going to Washington, D.C.?
2. What time will they arrive at the airport?
3. How will they get to Cecilia's apartment?
4. When will they see the Capitol and the Washington Memorial?
5. Where will they have a picnic?
6. What are they going to do on the second day?
7. Why are they going to go to the Air and Space Museum?
8. When will they see Cecilia?

Lección



Encontrará las respuestas en la página 48.

A. Sopa de letras

Encuentre las palabras de la lista siguiente en el cuadro de abajo. Tenga en cuenta que éstas se leen de izquierda a derecha y de arriba abajo.

bank, bar, building, church, club,
disco, gas station, highway, hospital, library, park,
pharmacy, post office, shop, store

B	U	U	L	M	C	I	R	D	F	N	P
U	S	P	I	C	N	U	D	I	S	C	O
I	G	A	B	H	I	G	H	W	A	Y	S
L	M	S	R	U	V	D	R	Y	E	S	T
D	P	H	A	R	M	A	C	Y	P	T	O
I	C	O	R	C	L	U	B	D	L	O	F
N	B	P	Y	H	O	R	O	B	A	R	F
G	A	S	S	T	A	T	I	O	N	E	I
S	N	H	O	S	P	I	T	A	L	N	C
R	K	P	A	R	K	C	V	G	N	E	E

4

Vocabulario

B. Escriba las oraciones de nuevo usando "going to."

Ejemplo: I went to the store on Thursday.

I'm going to go to the store on Thursday.

1. He studied English in Los Angeles.

2. Did they visit San Diego in May?

3. She saw that movie on Saturday evening.

4. They drove to the supermarket.



5. Did you listen to the radio until midnight?




6. He slept ten hours!

7. Did you see that movie?

8. She put the book on the table in the living room.

9. They parked between the bank and the library.

10. He drove his car.



Encontrará las respuestas en la página 49.

C. Escriba las preguntas correspondientes a las oraciones usando las expresiones indicadas a continuación. En ciertos casos, hay más de una pregunta correcta por cada oración.

Where is.....?

How do I get from to?

Can you tell me how to get to ...?

Could you help me?

Ejemplo: Where is the convenience store ?
The convenience store is on the corner of Collins and Beverly.

1. _____ ?

Sure.

2. _____ ?

The bank is between the library and the supermarket.

3. _____ ?

From here, turn left at the first corner.

The dry cleaner is at the end of the block.

4. _____ ?

I'm sorry, I can't.

5. _____ ?

The museum is at 394 Fifth Avenue.

6. _____ ?

From the bookstore walk straight for three blocks.

You'll see the drugstore on the left.

7. _____ ?

The bus stop? I don't know where it is.

8. _____ ?

The police station is on this side of the park.

D. Escriba la letra A delante de las oraciones que sirven para pedir ayuda. Escriba la letra O delante de las oraciones que ofrecen ayuda. Escriba NO delante de las oraciones que no ofrecen ayuda.

Ejemplo:

A

Can you help me?

1. _____ Pardon me.

2. _____ No problem.

3. _____ I'm sorry. I don't know.

4. _____ Excuse me.

5. _____ Of course!

6. _____ Can I help you?

7. _____ Sorry. I'm busy.

8. _____ How do I get to the bus stop?

4

Diálogo

Encontrará las respuestas en la página 50.

Llene los espacios en blanco con palabras de significado contrario.

1. Please be polite, not _____.
2. Move quickly, not _____.
3. It's too _____. I want an inexpensive car.
4. That is the problem. What is the _____?
5. Are you reading the same book, or a _____ book?
6. Can you _____ the question she asked?
7. I'm unfamiliar with this neighborhood.
Are you _____ with it?
8. In general, I am looking for an apartment in the city. _____,
I would like an apartment with two bedrooms and two bathrooms.

Encontrará las respuestas en la página 50.

Jon tiene que hacer varios recados o mandados. Escriba oraciones que describan los mandados representados en los dibujos. En este ejercicio, hay varias respuestas correctas.



Ejemplo: *Jon has to get a prescription.*
He is going to go to the drugstore.




1. _____



2. _____



3. _____



4. _____



5. _____



6. _____

4

Respuestas

Respuestas

Vocabulario

A.

B	U	U	L	M	C	I	R	D	F	N	P
U	S	P	I	C	N	U	D	I	S	C	O
I	G	A	B	H	I	G	H	W	A	Y	S
L	M	S	R	U	V	D	R	Y	E	S	T
D	P	H	A	R	M	A	C	Y	P	T	O
I	C	O	R	C	L	U	B	D	L	O	F
N	B	P	Y	H	O	R	O	B	A	R	F
G	A	S	S	T	A	T	I	O	N	E	I
S	N	H	O	S	P	I	T	A	L	N	C
R	K	P	A	R	K	C	V	G	N	E	E

- B.**
1. He's going to study English in Los Angeles.
 2. Are they going to visit San Diego in May?
 3. She's going to see that movie on Saturday evening.
 4. They're going to drive to the supermarket.
 5. Are you going to listen to the radio until midnight?
 6. He's going to sleep ten hours!
 7. Are you going to see that movie?
 8. She's going to put the book on the table in the living room.
 9. They're going to park between the bank and the library.
 10. He's going to drive his car.

Clase

- C.** Hay varias respuestas correctas.
1. Could you help me?
 2. Where is the bank?
 3. How do I get from here to the dry cleaner? *or*
How do I get to the dry cleaner?
 4. Can you help me?
 5. Where is the museum?
 6. How do I get from the bookstore to the drugstore?
 7. Where is the bus stop?
 8. Where is the police station? *or*
Can you tell me how to get to the police station?
- D.**
1. A
 2. O
 3. NO
 4. A
 5. O
 6. O
 7. NO
 8. A

Diálogo

1. impolite
2. slowly
3. expensive
4. solution
5. different
6. answer
7. familiar
8. Specifically

Examen


Hay varias respuestas correctas.


1. Jon has to mail some letters.
He is going to go to the post office.
2. Jon wants to buy some grapes.
He is going to go to the supermarket.
3. Jon needs to buy gas.
He is going to go to the gas station.
4. Jon wants to play basketball.
He is going to meet his friends in the park.
5. Jon needs to buy a T-shirt.
He is going to go to the department store.
6. Jon is going to eat dinner at the Chinese restaurant.

251015

Aprendamos Viajando

V





Philadelphia

Antes de completar este ejercicio, vea la sección “Aprendamos Viajando” incluida en el video y lea la misma sección en el manual.

Si la información contenida en la oración es verdadera, haga un círculo alrededor de la palabra **True**. Si la información es falsa, haga un círculo alrededor de la palabra **False** y escriba una oración con la información correcta.

True False 1. Philadelphia is in Pennsylvania.

True False 2. Philadelphia is on the Maryland River.


True False 3. Philadelphia means “city of brotherly love.”

True False 4. The capital of the US was in Philadelphia from 1891 to 1900.

True False 5. The Liberty Bell is a famous church.



Aprendamos Viajando



True False 6. The Constitutional Convention was held in 1748.

True False 7. Betsy Ross made the Stars and Stripes flag.

True False 8. The 50th star in the flag represents Hawaii.


True False 9. The 50th star was added in 1950.

True False 10. The Olympia served in the Spanish-American War.

True False 11. The Becuna is an atomic submarine.

True False 12. Benjamin Franklin was a scientist.

Respuestas



1. True.
2. False. It is on the Delaware River.
3. True.
4. False. Philadelphia was the capital from 1791 to 1800.
5. False. It is a famous bell.
6. False. It was held in 1787.
7. True.
8. True.
9. False. It was added in 1960.
10. True.
11. False. It is a diesel-electric submarine.
12. True.



Examen Final 6

Llene el círculo correspondiente a la respuesta correcta.

1. *The movie starts at 8:00.*
You _____ be on time.
☐ a) has
☐ b) don't
☐ c) have to
☐ d) didn't have to
☐ e) has to
2. *They _____ wear coats*
because it was raining.
☐ a) will
☐ b) had to
☐ c) hadn't
☐ d) does not
☐ e) has
3. *I have to buy some bread at the ____.*
☐ a) laundry
☐ b) library
☐ c) 1234 Fourth Drive
☐ d) supermarket
☐ e) Palm Avenue
4. *She is very sick. Let's go to the ____.*
☐ a) convenience store
☐ b) hospital
☐ c) office
☐ d) post office
☐ e) police station
5. *Don't cross the street. The bank is ____.*
☐ a) far from
☐ b) between
☐ c) next to
☐ d) across
☐ e) on the left
6. *Is the library _____ the school?*
☐ a) next of
☐ b) between
☐ c) close at
☐ d) from
☐ e) far from
7. *The recreation _____ is close to my house.*
☐ a) station
☐ b) parks
☐ c) mall
☐ d) center
☐ e) buildings
8. *They _____ be here at 6:00.*
Marie has to work.
☐ a) do
☐ b) weren't
☐ c) won't
☐ d) wasn't
☐ e) haven't
9. *You're going to cross the street.*

☐ a) Look both ways.
☐ b) Don't talk.
☐ c) Be quiet.
☐ d) Look up.
☐ e) Please don't smoke.
10. *Who called you?*

☐ a) Did she?
☐ b) Who?
☐ c) Kathy will.
☐ d) Angela did.
☐ e) I didn't know.
11. _____ we get there? By train.
☐ a) How are
☐ b) How is
☐ c) Who will
☐ d) How will
☐ e) Where will
12. *It's cold in here. _____.*
☐ a) Let's open the door.
☐ b) Let's study hard.
☐ c) Let's close the window.
☐ d) Let's go shopping.
☐ e) Let's go for a walk.
13. _____ I'm lost.
☐ a) Pardon her?
☐ b) Excuse me.
☐ c) I can help.
☐ d) Of course.
☐ e) No problem.
14. *Next year _____ study English.*
☐ a) they are going
☐ b) I am
☐ c) he will
☐ d) isn't going to
☐ e) she had to
15. *We _____ visit Disneyland _____ October.*
☐ a) will, on
☐ b) need to, for
☐ c) are going to, in
☐ d) aren't going to, at
☐ e) won't, for

6 El Vecindario	Manual	Fecha en la que se completó la sección	Cuaderno de Ejercicios	Fecha en la que se completó la sección
Examen Inicial			2	
Lección Uno				
Vocabulario	5-8		5-6	
Clase	9-13		7-9	
Diálogo	14-16		10	
Examen			11	
Lección Dos				
Vocabulario	19-22		17-19	
Clase	23-27		20-21	
Diálogo	28-30		22	
Examen			23	
Pronunciación				
Vocabulario	32			
Clase	33			
Lección Tres				
Vocabulario	37-39		29-31	
Clase	40-45		32-33	
Diálogo	46-48		34	
Examen			35-36	
Lección Cuatro				
Vocabulario	51-52		41-43	
Clase	53-57		44-45	
Diálogo	58-60		46	
Examen			47	
Aprendamos Viajando	62-69		53-54	
Aprendamos Cantando	73-75			
Curso de Audio				
Examen Final			61	

¡Felicidades! ¡Ya ha terminado el volumen 6!