

# Inglés sin Barreras

El Video-Maestro de Inglés Conversacional

## 2 Conociéndonos Más

Cuaderno de ejercicios

# Conociéndonos Más

## Índice

### Lección Uno

Vocabulario.....	5
Clase .....	8
Diálogo .....	10
Examen .....	11
Respuestas .....	12

### Lección Dos

Vocabulario.....	17
Clase .....	19
Diálogo .....	21
Examen .....	22
Respuestas .....	23

### Lección Tres

Vocabulario.....	27
Clase .....	30
Diálogo .....	33
Examen .....	34
Respuestas .....	36

### Lección Cuatro

Vocabulario.....	41
Clase .....	44
Diálogo .....	46
Examen .....	47
Respuestas .....	48

Aprendamos Viajando .....	53
Examen Final .....	61

*No se olvide de estudiar las lecciones en el manual antes de hacer los ejercicios de este cuaderno.*

# Examen Inicial

Antes de comenzar el estudio de este volumen, dedique unos minutos a contestar a las 15 preguntas del examen siguiente. Llene el círculo correspondiente a la respuesta correcta.

1. *The children \_\_\_\_\_ blond hair.*  
☐ a) has  
☐ b) have  
☐ c) are  
☐ d) doesn't have  
☐ e) are not
2. *He \_\_\_\_\_ tall. He's short.*  
☐ a) have  
☐ b) does  
☐ c) has  
☐ d) isn't  
☐ e) hasn't
3. *Are you hungry? No, \_\_\_\_\_.*  
☐ a) I'm not  
☐ b) you aren't  
☐ c) she isn't  
☐ d) not hungry  
☐ e) not
4. *\_\_\_\_\_ you tired?*  
☐ a) They are  
☐ b) Is  
☐ c) Are  
☐ d) Isn't  
☐ e) Do
5. *We \_\_\_\_\_ angry.*  
☐ a) don't  
☐ b) isn't  
☐ c) is  
☐ d) doesn't  
☐ e) feel
6. *\_\_\_\_\_ they feel happy or sad?*  
☐ a) Is  
☐ b) Aren't  
☐ c) Do  
☐ d) Who  
☐ e) What
7. *That \_\_\_\_\_ has long red hair.*  
☐ a) people  
☐ b) men  
☐ c) woman  
☐ d) women  
☐ e) girls
8. *Does he have \_\_\_\_\_ hair?*  
☐ a) red or red  
☐ b) short or tall  
☐ c) green or brown  
☐ d) curly or straight  
☐ e) sad or happy
9. *\_\_\_\_\_ the boys feel?*  
☐ a) How  
☐ b) Do  
☐ c) How do  
☐ d) Short  
☐ e) Do short
10. *He is very \_\_\_\_\_.*  
☐ a) infant  
☐ b) pretty  
☐ c) beautiful  
☐ d) middle-aged  
☐ e) handsome
11. *We are a little \_\_\_\_\_.*  
☐ a) thirsty  
☐ b) blue eyes  
☐ c) red hair  
☐ d) students  
☐ e) not hungry
12. *\_\_\_\_\_ No, he's excited.*  
☐ a) Does he have short hair?  
☐ b) Are they tired?  
☐ c) Is she hungry?  
☐ d) Is he tall or short?  
☐ e) Is he bored?
13. *I'm not a child! I'm a \_\_\_\_\_.*  
☐ a) baby  
☐ b) teenager  
☐ c) Martin  
☐ d) infant  
☐ e) Nancy
14. *Does the man have blue or green eyes? \_\_\_\_\_.*  
☐ a) Yes, he has eyes.  
☐ b) He doesn't have hair.  
☐ c) No, he doesn't.  
☐ d) Yes, he green or blue eyes.  
☐ e) He has green eyes.
15. *Is the teacher single \_\_\_\_\_.*  
☐ a) or married.  
☐ b) and married.  
☐ c) and not married.  
☐ d) and married?  
☐ e) or married?

Cuando haya estudiado todas las lecciones de este volumen, haga el mismo examen de nuevo. Lo encontrará al final de este cuaderno, en la página titulada "Examen Final".

Compare los resultados obtenidos en este examen con los del examen final. Así comprobará lo que ha aprendido y podrá medir su progreso.

Cuando haya terminado este examen, empiece a estudiar la Lección Uno.



# Lección



# Vocabulario

# 1

Encontrará las respuestas en la página 12.



**A. Escriba oraciones que describan estos dibujos.  
Use las palabras entre paréntesis.**

Ejemplo: (young) He is young.



1. (tall) \_\_\_\_\_



2. (short) \_\_\_\_\_



3. (pretty) \_\_\_\_\_



4. (thin) \_\_\_\_\_

5. (fat) \_\_\_\_\_



# 1

## Vocabulario

6. (old) \_\_\_\_\_



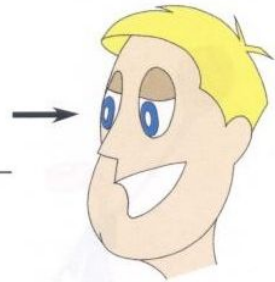
7. (handsome) \_\_\_\_\_

8. (ugly) \_\_\_\_\_



B. Escriba oraciones que describan estos dibujos.  
Use las palabras entre paréntesis.

Ejemplo: (blue) *He has blue eyes.*




1. (green) \_\_\_\_\_

2. (brown) \_\_\_\_\_






3. (red) \_\_\_\_\_



4. (brown) \_\_\_\_\_




5. (black) \_\_\_\_\_



6. (curly) \_\_\_\_\_



7. (long) \_\_\_\_\_



8. (bald) \_\_\_\_\_



Encontrará las respuestas en la página 12.

**C. Debajo de cada oración, escriba otra que tenga el significado contrario.**

Ejemplo: He is fat.

*He is thin.*

1. I have curly hair.

\_\_\_\_\_

2. They are pretty.

\_\_\_\_\_

3. She has short hair.

\_\_\_\_\_

4. He is ugly.

\_\_\_\_\_

5. We are old.

\_\_\_\_\_


6. I am fat.

\_\_\_\_\_

7. They are tall.

\_\_\_\_\_





Kathy and Robert



Dan



Kathy



Janet



Bill



Amy, Ann and Dan

**D. Complete las oraciones usando los nombres de los personajes que aparecen en las fotografías.**

1. \_\_\_\_\_ has short, curly hair.
2. \_\_\_\_\_ have long, straight hair.
3. \_\_\_\_\_ is young. She has blue eyes.
4. \_\_\_\_\_ are thin.
5. \_\_\_\_\_ are middle-aged.
6. \_\_\_\_\_ has short, black hair. He has brown eyes.

Encontrará las respuestas en la página 13.

**Complete el diálogo.**

Maribel y Margarita están hablando del sobrino y de la sobrina de Margarita.

Margarita Hi, \_\_\_\_\_.

Maribel Hi. How \_\_\_\_\_ you?

Margarita I \_\_\_\_\_ fine. Look.

Maribel Oh, she \_\_\_\_\_ cute.

Margarita Thank you.

Maribel \_\_\_\_\_ she your daughter?

Margarita No, she \_\_\_\_\_. She's my niece.

Maribel Who \_\_\_\_\_ he?

Margarita This is \_\_\_\_\_ nephew.

Maribel \_\_\_\_\_ is nice-looking, too.

Margarita They \_\_\_\_\_ curly hair.

Maribel Do they \_\_\_\_\_ brown eyes?

Margarita No, \_\_\_\_\_ have blond hair and blue \_\_\_\_\_.

Maribel My daughter has blond hair and \_\_\_\_\_ eyes, too.

Encontrará las respuestas en la página 13.

Complete las oraciones. Cada una de las oraciones debe describir el dibujo correspondiente.



a



b




c



d



e



f

(b) 1. \_\_\_\_\_ tall and thin. (d) 5. \_\_\_\_\_ curly hair.

(b) 2. \_\_\_\_\_ gray hair. (e) 6. \_\_\_\_\_ short hair.

(a) 3. \_\_\_\_\_ brown hair. (c) 7. \_\_\_\_\_ middle-aged.

(d) 4. \_\_\_\_\_ young. (f) 8. \_\_\_\_\_ bald.



## Vocabulario

- A.**
1. She is tall.
  2. He is short.
  3. She is pretty.
  4. He is thin.
  5. He is fat.
  6. She is old.
  7. He is handsome.
  8. She is ugly.
- B.**
1. She has green eyes.
  2. She has brown eyes.
  3. She has red hair.
  4. He has brown hair.
  5. He has black hair.
  6. He has curly hair.
  7. She has long hair.
  8. He is bald.

## Clase

- C.**
1. I have straight hair.
  2. They are ugly.
  3. She has long hair.
  4. He is handsome.
  5. We are young.
  6. I am thin.
  7. They are short.
- D.**
1. Dan
  2. Janet and Kathy
  3. Kathy
  4. Kathy and Robert
  5. Amy, Ann and Dan
  6. Bill

## Diálogo

Margarita      Hi, Maribel.  
Maribel        Hi. How are you?  
Margarita      I am fine. Look.  
Maribel        Oh, she is cute.  
Margarita      Thank you.  
Maribel        Is she your daughter?  
Margarita      No, she isn't. She's my niece.  
Maribel        Who is he?  
Margarita      This is my nephew.  
Maribel        He is nice-looking, too.  
Margarita      They have curly hair.  
Maribel        Do they have brown eyes?  
Margarita      No, they have blond hair and blue eyes.  
Maribel        My daughter has blond hair and blue eyes, too.

## Examen

1. She is
2. She has
3. They have
4. He is
5. He has
6. They have
7. He is
8. He is

# Lección





Encontrará las respuestas en la página 23.

## A. Escriba oraciones negativas partiendo de las oraciones siguientes.

Ejemplo: They are middle-aged.

*They aren't middle-aged.*

1. I am thin.

\_\_\_\_\_

2. We are beautiful.

\_\_\_\_\_

3. The boy is young.

\_\_\_\_\_

4. He is handsome.

\_\_\_\_\_

5. The girls are cute.

\_\_\_\_\_

6. She is average.

\_\_\_\_\_



# 2

## Vocabulario

### B. Escriba las preguntas correspondientes a estas oraciones.

Ejemplo: They are middle-aged.

*Are they middle-aged?*

1. Miranda is cute.

\_\_\_\_\_

2. We are tall.

\_\_\_\_\_

3. The people are beautiful.

\_\_\_\_\_

4. He is average.

\_\_\_\_\_

5. The boys are short.

\_\_\_\_\_

6. He is bald.

\_\_\_\_\_



Encontrará las respuestas en la página 23.

**C. Conteste a las preguntas relacionadas con los dibujos. Escriba respuestas completas siguiendo el ejemplo indicado a continuación.**



Ejemplo: Is she old?

*No, she isn't. She's young.*

1. Is she ugly?



2. Is he ugly?

3. Is she thin?



4. Are they old?







5. Is the woman short?



6. Are they beautiful?

**D. Ponga las letras de cada palabra en el orden correcto.  
Formará palabras del vocabulario de esta lección.**

Ejemplo: aft

*fat*

1. eeopl

*p*

2. gyuno

*y*

3. nashdoem

*h*

4. nowma

*w*

5. ddemil-gead

*m*

6. uutebflai

*b*

7. gaareve

*a*

8. thsairgt

*s*

Encontrará las respuestas en la página 24.

## Complete el diálogo.

Tony llama a casa de Ana. Quiere hablar con la madre de Ana.  
Ana contesta el teléfono.

Ana Hello.

Tony Hi. \_\_\_\_\_ Joanne there?

Ana No. \_\_\_\_\_ 's calling?

Tony \_\_\_\_\_ name is Tony. Who are \_\_\_\_\_ ?

Ana I'm \_\_\_\_\_ daughter, Ana.

Tony Oh. \_\_\_\_\_ very tall, aren't you?

Ana No. I'm \_\_\_\_\_ .

Tony You have blond \_\_\_\_\_ .

Ana No, I \_\_\_\_\_ brown hair.

Tony Are your \_\_\_\_\_ green?

Ana No, \_\_\_\_\_ blue. My mother \_\_\_\_\_ green eyes.

Are you \_\_\_\_\_ or short?

Tony Hmmm...I'm average.

Ana \_\_\_\_\_ you thin or fat?

Tony \_\_\_\_\_ average!

Ana Are \_\_\_\_\_ handsome or ugly?

Tony I'm handsome!

# 2

## Examen

Encontrará las respuestas en la página 24.

**Escriba las preguntas correspondientes a estas oraciones usando las palabras entre paréntesis.**

Ejemplo: Am I short?  
No, you aren't. You are tall.

1. \_\_\_\_\_  
No, they aren't. They are very handsome.

2. \_\_\_\_\_  
No, he isn't. He's a little fat.

3. (you) \_\_\_\_\_  
No, we aren't. We're young.

4. (you) \_\_\_\_\_  
No, I'm not. I'm short.

5. \_\_\_\_\_  
No, she isn't. She's very pretty.

6. (you) \_\_\_\_\_  
No, I'm not. I'm middle-aged.



## Vocabulario

- A.**
1. I'm not thin.
  2. We aren't beautiful.
  3. The boy isn't young.
  4. He isn't handsome.
  5. The girls aren't cute.
  6. She isn't average.

- B.**
1. Is Miranda cute?
  2. Are we tall?
  3. Are the people beautiful?
  4. Is he average?
  5. Are the boys short?
  6. Is he bald?

## Clase

- C.**
1. No, she isn't. She's pretty (*or* beautiful).
  2. No, he isn't. He's handsome.
  3. No, she isn't. She's fat.
  4. No, they aren't. They're young.
  5. No, she isn't. She's tall.
  6. No, they aren't. They're ugly.

- D.**
1. people
  2. young
  3. handsome
  4. woman
  5. middle-aged
  6. beautiful
  7. average
  8. straight

# 2

## Respuestas

### Diálogo


Ana Hello.  
 Tony Hi. Is Joanne there?  
 Ana No. Who's calling?  
 Tony My name is Tony. Who are you?  
 Ana I'm her (or Joanne's) daughter, Ana.  
 Tony Oh. You're very tall, aren't you?  
 Ana No. I'm short (or not).  
 Tony You have blond hair.  
 Ana No, I have brown hair.  
 Tony Are your eyes green?  
 Ana No, they're blue. My mother has green eyes.  
 Are you tall or short?  
 Tony Hmm...I'm average.  
 Ana Are you thin or fat?  
 Tony I'm average!  
 Ana Are you handsome or ugly?  
 Tony I'm handsome!

### Examen

1. Are they ugly?
2. Is he thin?
3. Are you old?
4. Are you tall?
5. Is she ugly?
6. Are you young? or Are you old?

# Lección

arreras





Encontrará las respuestas en la página 36.

A. Escriba oraciones que describan estos dibujos.

*They are happy.*



1. \_\_\_\_\_



2. \_\_\_\_\_



3. \_\_\_\_\_

4. \_\_\_\_\_



5. \_\_\_\_\_





# Vocabulario

6. \_\_\_\_\_



7. \_\_\_\_\_



8. \_\_\_\_\_



9. \_\_\_\_\_



10. \_\_\_\_\_



## B. Sopa de letras

Encuentre las palabras de la lista siguiente en el cuadro de abajo.  
Las palabras se leen de izquierda a derecha y de arriba abajo.

angry, cold, crazy, happy, hot, hungry, nervous,  
sad, scared, ~~sick~~, sleepy, thirsty, tired

X	C	S	I	C	K	H	T
H	O	T	S	I	A	U	H
Y	L	Y	L	P	N	N	I
B	D	S	E	M	G	G	R
T	D	C	E	O	R	R	S
I	H	A	P	P	Y	Y	T
R	F	R	Y	S	A	D	Y
E	N	E	R	V	O	U	S
D	G	D	C	R	A	Z	Y

Encontrará las respuestas en la página 36.

**C. Convierta estas oraciones en oraciones negativas y en plural.**

Ejemplo: The boy is happy. The boys aren't happy.

1. The teacher is hot.

\_\_\_\_\_

2. The student is hungry.

\_\_\_\_\_

3. The woman is scared.

\_\_\_\_\_

4. The man is handsome.

\_\_\_\_\_

5. The child is young.

\_\_\_\_\_

6. The person is sleepy.

\_\_\_\_\_

D. Dibuje una línea que una cada dibujo con el dibujo de significado contrario.



poor



single



hot



excited



happy



mean



sad



nice



rich



bored



bored



married



cold



E. Ahora que ya tiene formadas las parejas de dibujos, escriba preguntas usando las palabras entre paréntesis y la palabra "or."

Ejemplo (he, rich)

Is he rich or poor?


1. (she, single) \_\_\_\_\_

2. (you, hot) \_\_\_\_\_

3. (they, excited) \_\_\_\_\_

4. (you, happy) \_\_\_\_\_

5. (he, mean) \_\_\_\_\_



Encontrará las respuestas en la página 37.

**Ponga las oraciones de este diálogo en el orden correcto.**

Paula está hablando con su padre. Paula no se encuentra bien.

\_\_\_\_\_ I feel a little tired.

1 \_\_\_\_\_ Hi, Paula.

\_\_\_\_\_ Yes, you are hot.

\_\_\_\_\_ How are you?

\_\_\_\_\_ Tired? Are you thirsty, too?

\_\_\_\_\_ No, I'm not hungry. I feel hot.

\_\_\_\_\_ Good evening, Dad.

\_\_\_\_\_ Yes, I am very thirsty.

\_\_\_\_\_ Are you hungry?

Encontrará las respuestas en la página 37.

Conteste a las preguntas relacionadas con los dibujos siguiendo el ejemplo indicado a continuación.



Ejemplo: Are they excited?

*No, they aren't. They're bored.*

1. Is she sleepy?



2. Is she hot?


3. Are they thirsty?



4. Is she angry?

5. Are they happy?

---



6. Is he angry?

---



7. Is she young or old?

---



8. Is she thirsty or sick?

---







# Respuestas

## Vocabulario

- A.
1. She is hot.
  2. She is scared.
  3. She is thirsty.
  4. They are angry.
  5. She is sleepy (or tired).
  6. She is sick.
  7. She is sad.
  8. They are hungry.
  9. She is cold.
  10. She is nervous

B.

X	C	S	I	C	K	H	T
H	O	T	S	I	A	U	H
Y	L	Y	L	P	N	N	I
B	D	S	E	M	G	G	R
T	D	C	E	O	R	R	S
I	H	A	P	P	Y	Y	T
R	F	R	Y	S	A	D	Y
E	N	E	R	V	O	U	S
D	G	D	C	R	A	Z	Y

## Clase

- C.
1. The teachers aren't hot.
  2. The students aren't hungry.
  3. The women aren't scared.
  4. The men aren't handsome.
  5. The children aren't young.
  6. The people aren't sleepy.

- D.** poor — rich  
single — married  
hot — cold  
excited — bored  
happy — sad  
mean — nice

- E.** 1. Is she single or married?  
2. Are you hot or cold?  
3. Are they excited or bored?  
4. Are you happy or sad?  
5. Is he mean or nice?


## Diálogo

- 4 I feel a little tired.  
1 Hi, Paula.  
9 Yes, you are hot.  
3 How are you?  
5 Tired? Are you thirsty, too?  
8 No, I'm not hungry. I feel hot.  
2 Good evening, Dad.  
6 Yes, I am very thirsty.  
7 Are you hungry?

## Examen

1. Yes, she is.  
2. No, she isn't. She's cold.  
3. No, they aren't. They're hungry.  
4. No, she isn't. She's scared.  
5. Yes, they are.  
6. Yes, he is.  
7. She's old.  
8. She's sick.

# Lección



Encontrará las respuestas en la página 48.

**A. Escriba las preguntas correspondientes a estas oraciones siguiendo el ejemplo indicado a continuación.**

Ejemplo: They feel scared.

*Do they feel scared?*



1. She has red hair. \_\_\_\_\_

2. They feel angry. \_\_\_\_\_

3. The boys have blue eyes. \_\_\_\_\_

4. The girl feels nervous. \_\_\_\_\_

5. The woman has gray hair. \_\_\_\_\_

6. The men feel hungry. \_\_\_\_\_

7. The children have curly hair. \_\_\_\_\_

8. She feels bored. \_\_\_\_\_



# 4

## Vocabulario

B. Conteste a las preguntas relacionadas con los dibujos usando respuestas cortas.

Ejemplo: Does she feel sick? Yes, she does.



1. Do they feel thirsty?

---


2. Does she have gray hair?

---




3. Does he feel sleepy?

---



4. Do they feel sad?

---






5. Does he have straight hair?

---

6. Does the woman feel cold?

---



7. Do they have black hair?

---

8. Does the man feel angry?

---



Encontrará las respuestas en la página 48.



C. Complete las oraciones relacionadas con los dibujos.

Ejemplo: Is the woman scared or angry? She is scared.

1. Walter is \_\_\_\_\_ tall. \_\_\_\_\_ is average.



Walter

2. This woman's name is \_\_\_\_\_. She has \_\_\_\_\_ hair.

She is not short or \_\_\_\_\_. She is \_\_\_\_\_ and thin.



Lucy

3. Is Caroline \_\_\_\_\_? No, she isn't. She's a little fat.



Caroline

4. The witches are \_\_\_\_\_.



5. The baby is not old. He is very \_\_\_\_\_.

He feels \_\_\_\_\_, not sad.





6. How does the woman \_\_\_\_\_? She feels \_\_\_\_\_.

7. The \_\_\_\_\_ has \_\_\_\_\_, blond \_\_\_\_\_.



## D. Ponga las letras en el orden correcto.

Ejemplo: dsearc scared

1. ugy g

2. vnosreu n

3. cyzar c

4. ryclu rhia c

5. eeyspl s

6. eesfngli f

7. undsett s

8. eirtd t



Encontrará las respuestas en la página 49.

### Complete el diálogo.

Max y Al se saludan cuando está a punto de finalizar el partido de béisbol. Max está esperando a que su hijo Danny termine el partido.

Al Hi, \_\_\_\_\_.

Max How's \_\_\_\_\_ going?

Al I'm OK. How do \_\_\_\_\_ feel?

Max \_\_\_\_\_ very tired.

Al Is that your \_\_\_\_\_?

Max No, my son, Danny, \_\_\_\_\_ short red hair.

Al \_\_\_\_\_ that him?

Max No, Danny has blue eyes. And \_\_\_\_\_'s short.

There he \_\_\_\_\_. Hey, Danny!

Danny Hi, Dad.

Max Are you \_\_\_\_\_?

Danny Yes, I'm a little tired.

Al Hi, Danny. My name's \_\_\_\_\_ Wilson.

Danny Nice to \_\_\_\_\_ you, Mr. Wilson.

Al Nice to meet you, too.

Max Let's go home. Bye, Al.

Al See \_\_\_\_\_ later.

Encontrará las respuestas en la página 49.

Escriba las preguntas correspondientes a estas respuestas.

Ejemplo: Am I short?

No, you aren't. You are tall.

1. \_\_\_\_\_

No, he doesn't. He feels excited.

2. \_\_\_\_\_

Yes, they are very hungry.

3. \_\_\_\_\_

No, the woman has blue eyes.

4. \_\_\_\_\_

Yes, the people feel thirsty.

5. (you) \_\_\_\_\_

No, I have curly hair.

6. (or) \_\_\_\_\_

He has straight hair.

## Vocabulario

- A.
1. Does she have red hair?
  2. Do they feel angry?
  3. Do the boys have blue eyes?
  4. Does the girl feel nervous?
  5. Does the woman have gray hair?
  6. Do the men feel hungry?
  7. Do the children have curly hair?
  8. Does she feel bored?

- B.
1. No, they don't.
  2. Yes, she does.
  3. Yes, he does.
  4. No, they don't.
  5. No, he doesn't.
  6. No, she doesn't.
  7. No, they don't.
  8. Yes, he does.

## Clase

- C.
1. Walter is not tall. He is average.
  2. This woman's name is Lucy. She has gray hair.  
She is not short or fat. She is tall and thin.
  3. Is Caroline thin? No, she isn't. She's a little fat.
  4. The witches are ugly.
  5. The baby is not old. He is very young. He feels happy, not sad.
  6. How does the woman feel? She feels sick.
  7. The boy has curly (or short) blond hair.

- D.
1. guy
  2. nervous
  3. crazy
  4. curly hair
  5. sleepy
  6. feelings
  7. student
  8. tired

## Diálogo



Al            Hi, Max.  
 Max        How's it going?  
 Al            I'm OK. How do you feel?  
 Max        I'm very tired.  
 Al            Is that your son?  
 Max        No, my son, Danny, has short red hair.  
 Al            Is that him?  
 Max        No, Danny has blue eyes. And he's short.  
               There he is. Hey, Danny!  
 Danny     Hi, Dad.  
 Max        Are you tired?  
 Danny     Yes, I'm a little tired.  
 Al            Hi, Danny. My name's Al (or Mr.) Wilson.  
 Danny     Nice to meet you, Mr. Wilson.  
 Al            Nice to meet you, too.  
 Max        Let's go home. Bye, Al.  
 Al            See you later.

## Examen

1. Does he feel bored?
2. Are they hungry?
3. Does the woman have green (or brown, or gray) eyes?
4. Do the people feel thirsty?
5. Do you have straight hair?
6. Does he have straight hair or curly hair?




# Aprendamos Viajando



# Aprendamos Viajando



Encontrará las respuestas en la página 55.



## Las Vegas

Antes de completar este ejercicio, vea la sección “Aprendamos Viajando” incluida en el video y lea la misma sección en el manual.

Si la información contenida en la oración es verdadera, haga un círculo alrededor de la palabra **True**. Si la información es falsa, haga un círculo alrededor de la palabra **False** y escriba una oración con la información correcta.

True False

1. Las Vegas is in the state of California.

---

True False

2. Las Vegas is in the middle of a desert.

---

True False

3. Three million people live in Las Vegas.

---

True False

4. The hotels in Las Vegas are very big.

---

True False

5. There are more than 100,000 hotel rooms in the city.

---



# Aprendamos Viajando

*True False* 6. The Golden Nugget has a large diamond.

\_\_\_\_\_

*True False* 7. There are no bright lights in Las Vegas.

\_\_\_\_\_

*True False* 8. You cannot gamble in a casino.

\_\_\_\_\_

*True False* 9. Las Vegas is a family town.

\_\_\_\_\_



*True False* 10. Hoover Dam is on the California River.

\_\_\_\_\_

*True False* 11. Lake Mead is a two-lane highway.

\_\_\_\_\_

*True False* 12. The Grand Canyon has an airport.


\_\_\_\_\_



# Respuestas



1. False. Las Vegas is in Nevada.
2. True.
3. False. One million people live in Las Vegas.
4. True.
5. True.
6. False. The Golden Nugget has a large gold nugget.
7. False. There are many bright lights.
8. False. You can gamble in a casino.
9. True.
10. False. It's on the Colorado River.
11. False. It's a large lake.
12. True.





# Examen Final 2

Llene el círculo correspondiente a la respuesta correcta.

1. *The children \_\_\_\_\_ blond hair.*  
☐ a) has  
☐ b) have  
☐ c) are  
☐ d) doesn't have  
☐ e) are not
2. *He \_\_\_\_\_ tall. He's short.*  
☐ a) have  
☐ b) does  
☐ c) has  
☐ d) isn't  
☐ e) hasn't
3. *Are you hungry? No, \_\_\_\_\_.*  
☐ a) I'm not  
☐ b) you aren't  
☐ c) she isn't  
☐ d) not hungry  
☐ e) not
4. \_\_\_\_\_ *you tired?*  
☐ a) They are  
☐ b) Is  
☐ c) Are  
☐ d) Isn't  
☐ e) Do
5. *We \_\_\_\_\_ angry.*  
☐ a) don't  
☐ b) isn't  
☐ c) is  
☐ d) doesn't  
☐ e) feel
6. \_\_\_\_\_ *they feel happy or sad?*  
☐ a) Is  
☐ b) Aren't  
☐ c) Do  
☐ d) Who  
☐ e) What
7. *That \_\_\_\_\_ has long red hair.*  
☐ a) people  
☐ b) men  
☐ c) woman  
☐ d) women  
☐ e) girls
8. *Does he have \_\_\_\_\_ hair?*  
☐ a) red or red  
☐ b) short or tall  
☐ c) green or brown  
☐ d) curly or straight  
☐ e) sad or happy
9. \_\_\_\_\_ *the boys feel?*  
☐ a) How  
☐ b) Do  
☐ c) How do  
☐ d) Short  
☐ e) Do short
10. *He is very \_\_\_\_\_.*  
☐ a) infant  
☐ b) pretty  
☐ c) beautiful  
☐ d) middle-aged  
☐ e) handsome
11. *We are a little \_\_\_\_\_.*  
☐ a) thirsty  
☐ b) blue eyes  
☐ c) red hair  
☐ d) students  
☐ e) not hungry
12. \_\_\_\_\_ *No, he's excited.*  
☐ a) Does he have short hair?  
☐ b) Are they tired?  
☐ c) Is she hungry?  
☐ d) Is he tall or short?  
☐ e) Is he bored?
13. *I'm not a child! I'm a \_\_\_\_\_.*  
☐ a) baby  
☐ b) teenager  
☐ c) Martin  
☐ d) infant  
☐ e) Nancy
14. *Does the man have blue or green eyes? \_\_\_\_\_.*  
☐ a) Yes, he has eyes.  
☐ b) He doesn't have hair.  
☐ c) No, he doesn't.  
☐ d) Yes, he green or blue eyes.  
☐ e) He has green eyes.
15. *Is the teacher single \_\_\_\_\_.*  
☐ a) or married.  
☐ b) and married.  
☐ c) and not married.  
☐ d) and married?  
☐ e) or married?

<b>2 Conociéndonos Más</b>	<b>Manual</b>	<b>Fecha en la que se completó la sección</b>	<b>Cuaderno de ejercicios</b>	<b>Fecha en la que se completó la sección</b>
<b>Examen Inicial</b>			2	
<b>Lección Uno</b>				
Vocabulario	5-9		5-7	
Clase	10-12		8-9	
Diálogo	13-14		10	
Examen			11	
<b>Lección Dos</b>				
Vocabulario	17-22		17-18	
Clase	23-25		19-20	
Diálogo	26-27		21	
Examen			22	
<b>Pronunciación</b>				
Vocabulario	30			
Clase	31			
<b>Lección Tres</b>				
Vocabulario	35-39		27-29	
Clase	41-43		30-32	
Diálogo	44-45		34	
Examen			34-35	
<b>Lección Cuatro</b>				
Vocabulario	49-50		41-43	
Clase	51-52		44-45	
Diálogo	53-54		46	
Examen			47	
<b>Aprendamos Viajando</b>	56-61		53-54	
<b>Aprendamos Cantando</b>	65-68			
<b>Curso de Audio</b>				
<b>Examen Final</b>			61	

¡Felicidades! ¡Ya ha terminado el volumen 2!